


Partnership for
Los Angeles Schools

Update on 2010-11 Partnership Data

*Board of Directors Meeting
September 6, 2011*



Agenda

1. **Executive Summary of 2010-11 Data**
2. **Data Review**
 - **API**
 - **CST**
 - **CAHSEE**
 - **Attendance**
 - **Suspensions**
3. **Next Steps**
4. **Appendix**



***Partnership Network
Executive Summary of
2010-11 Data***



Performance Bright Spots – CST/API

- Ritter, Sunrise, and Figueroa, underperformers last year on CST and API, experienced gains
 - Sunrise grew 9% in ELA and Ritter went up 12% in Math on CST
- Both Mendez schools went up in all subjects (*after struggling in their first year*)
 - Mendez E&T reduced its percentage of far below and below basic students by 13.5% in ELA
 - Mendez E&T had an API increase of 55 and Mendez M&S had an increase of 49
- Middle schools showed improvement in all subjects except Math
 - Carver went up in all subjects
- Majority of schools (8 of 15) had API increases greater than the overall API increase at LAUSD (19 points)



Performance Challenges

- LAUSD outperformed the Partnership in increases in ELA and Math proficiency
- **Griffith Joyner** went down in all three subjects
 - Went down substantially in English (9.1% decrease)
- Both 99th Street's and Sunrise's school-wide CST and API scores suffered due to **adding a 6th grade**
- **Math** continues to be a struggle, particularly in secondary schools
 - 100% Algebra is possible cause for low proficiency at middle school level
- Roosevelt High, **our largest school**, did not improve and Santee (our second largest school) did not have big gains
 - When largest schools underperform, it has a disproportionate impact on the overall network
 - Small school transition likely impacted Roosevelt. Large variation in performance amongst small schools at Roosevelt
- **Overall API growth** in the Partnership network is lower than overall API growth at LAUSD for the first time in 3 years



High Level Factors Impacting Performance

- Aggressive growth (3 new schools) and scale
 - Focus of team spread thin
- Capacity and alignment of the Partnership team
- Focus on too many initiatives and supports to schools not always in highest impact areas



- RIF environment
- Budget Cuts
- LAUSD improving faster



Data Review: API



API: Summary of Changes

- Overall, **API increased** across Partnership schools by **14 points**
 - LAUSD improved 19 points and the State improved 10 points
- All but 3 schools increased API and met state API targets.
- 99th Street, Roosevelt and Joyner all decreased, with Joyner decreasing substantially

	Increase	Above LAUSD Average	Decrease
Elementary	4	3	2
Middle	5	3	0
High	3	2	1
Total 2010-11	12 (80%)	8 (53%)	3 (20%)
Total 2009-10	7 (58%)	4 (33%)	5 (42%)

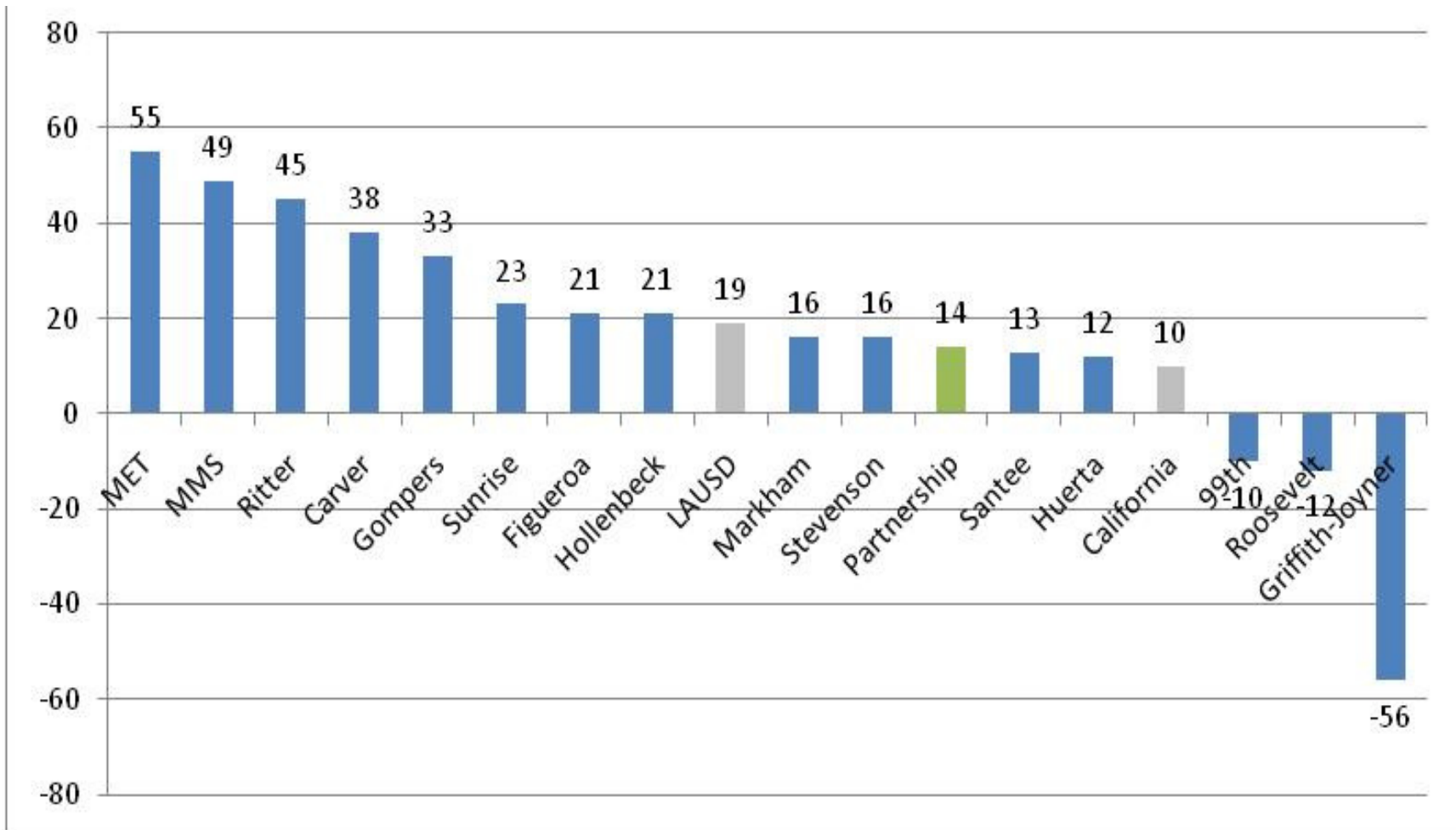
Note1: Compares Huerta to 28th Street Elementary, the school it relieved in 2010-11, and Mendez to Roosevelt in 2009-2010.

Note2: Roosevelt small schools combined in 2010-11.



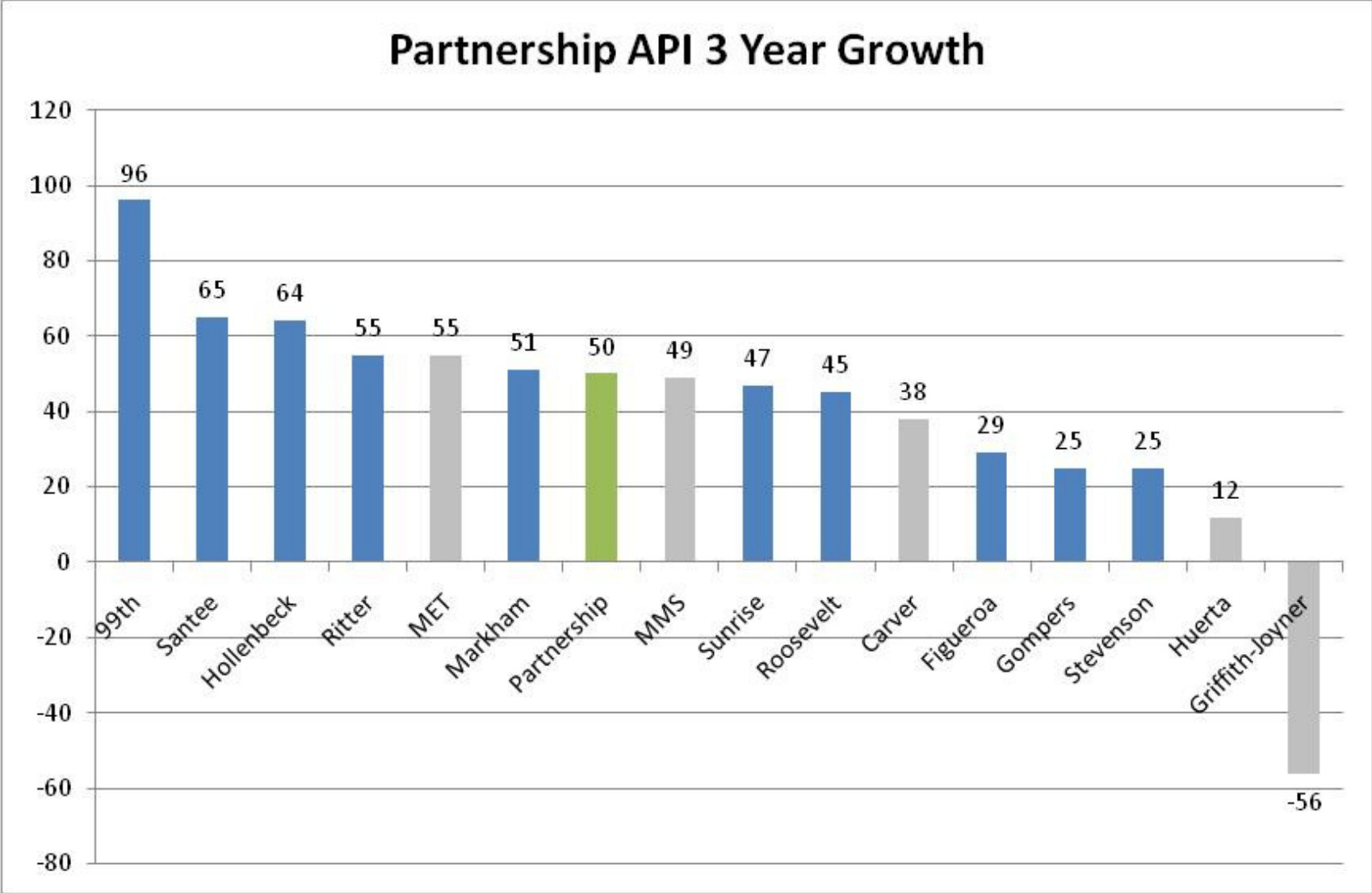
Final 2010-11 API Growth

Partnership for Los Angeles Schools





Partnership API 3-Year Growth

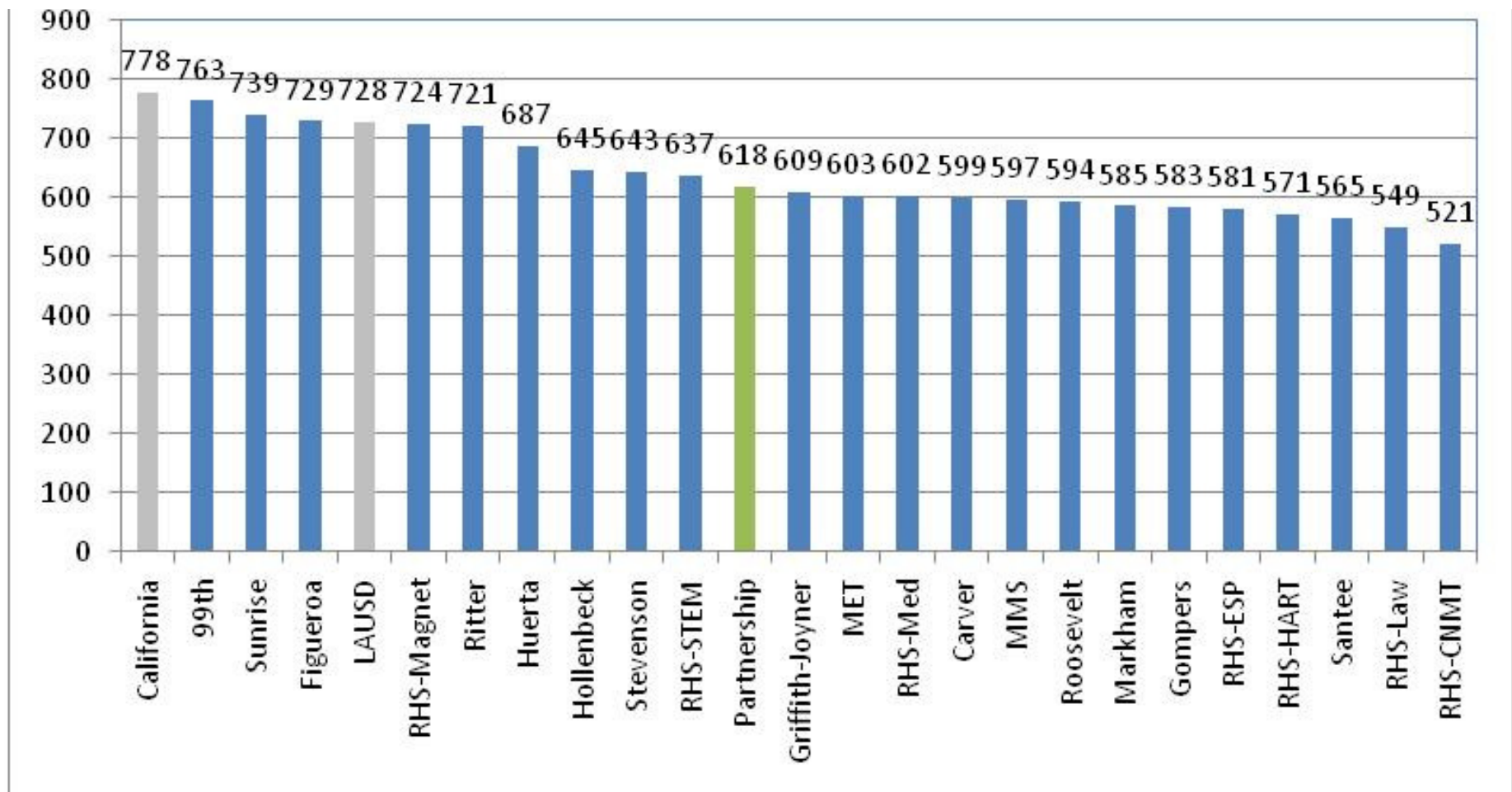


Note2: Huerta's API growth compared to that of 28th Street Elementary, the school it relieved. .



Final 2010-11 API Results

Partnership for Los Angeles Schools



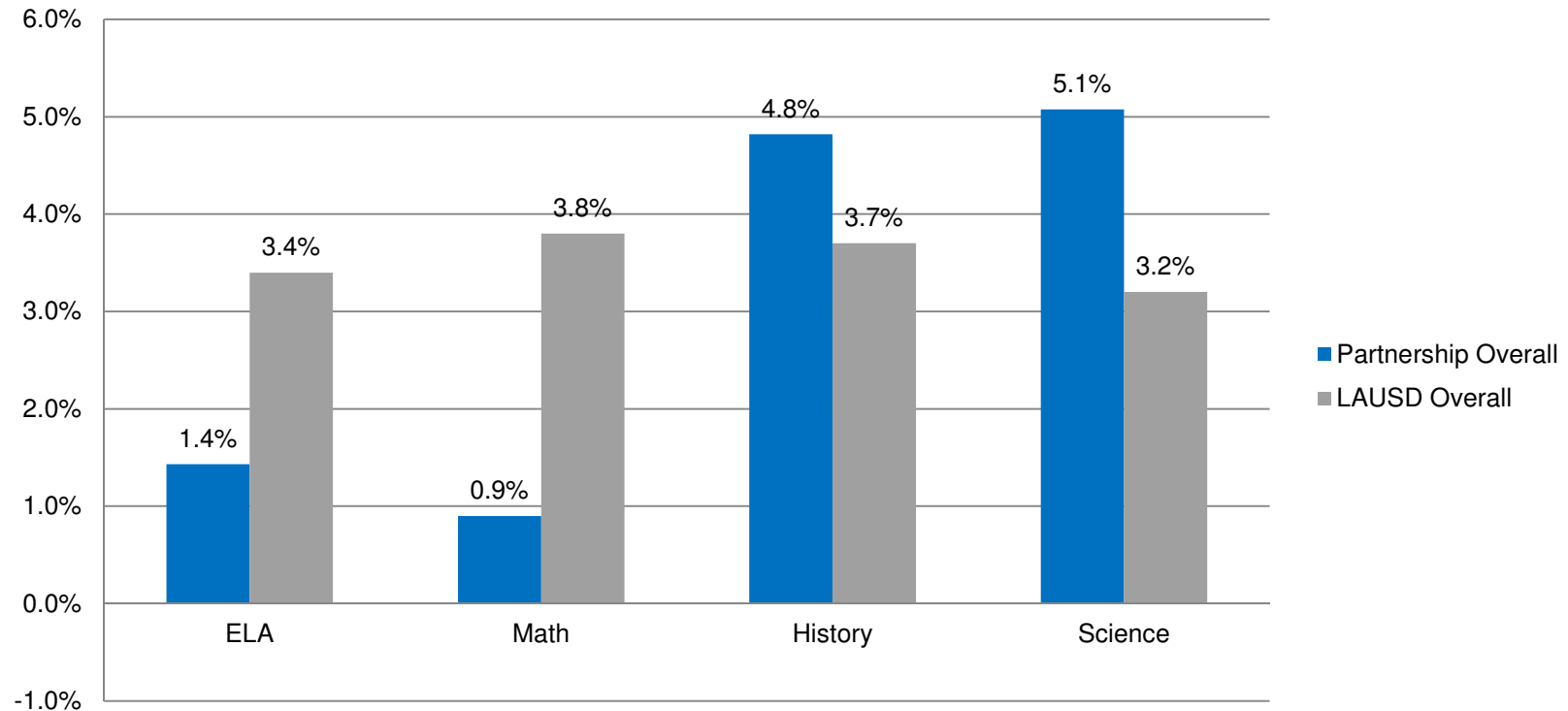


Data Review: CST



CST Executive Summary

- As a network, the Partnership improved on the CSTs in all subjects
- LAUSD outperformed the Partnership in Math and English
- Partnership outperformed LAUSD in Science and Social Science





CST Executive Summary (*continued*)

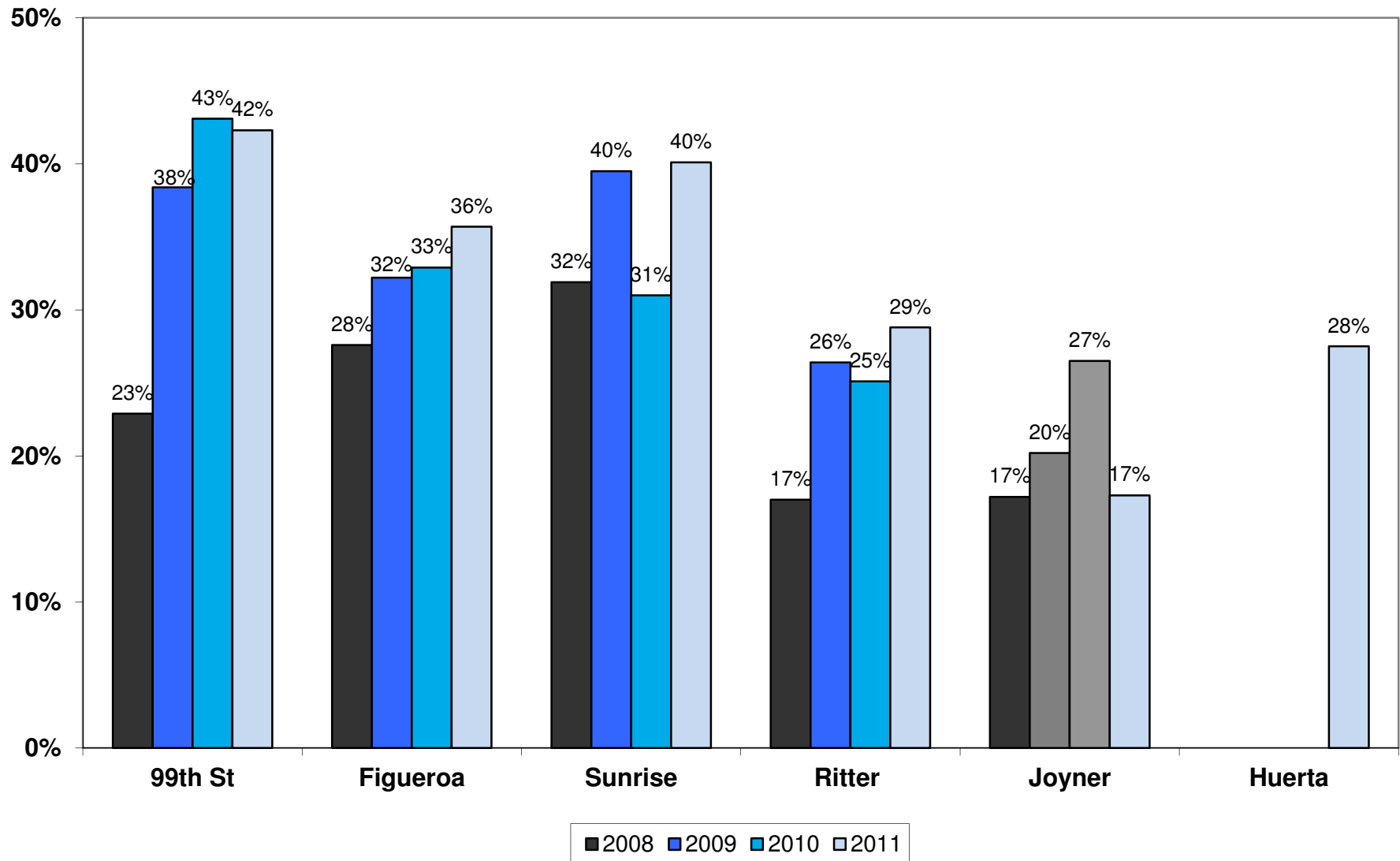
- Vast majority of schools improved in English, Science and Social Sciences in terms of proficient and advanced
- Several schools decreased in Math (all but one middle school)

Subject	Improve	Decrease	Flat
English	12	3	
Math	7	7	1
Science	12	3	
Social Studies	8	1	

Note: Huerta results are compared with 28th Street elementary, the school it relieved



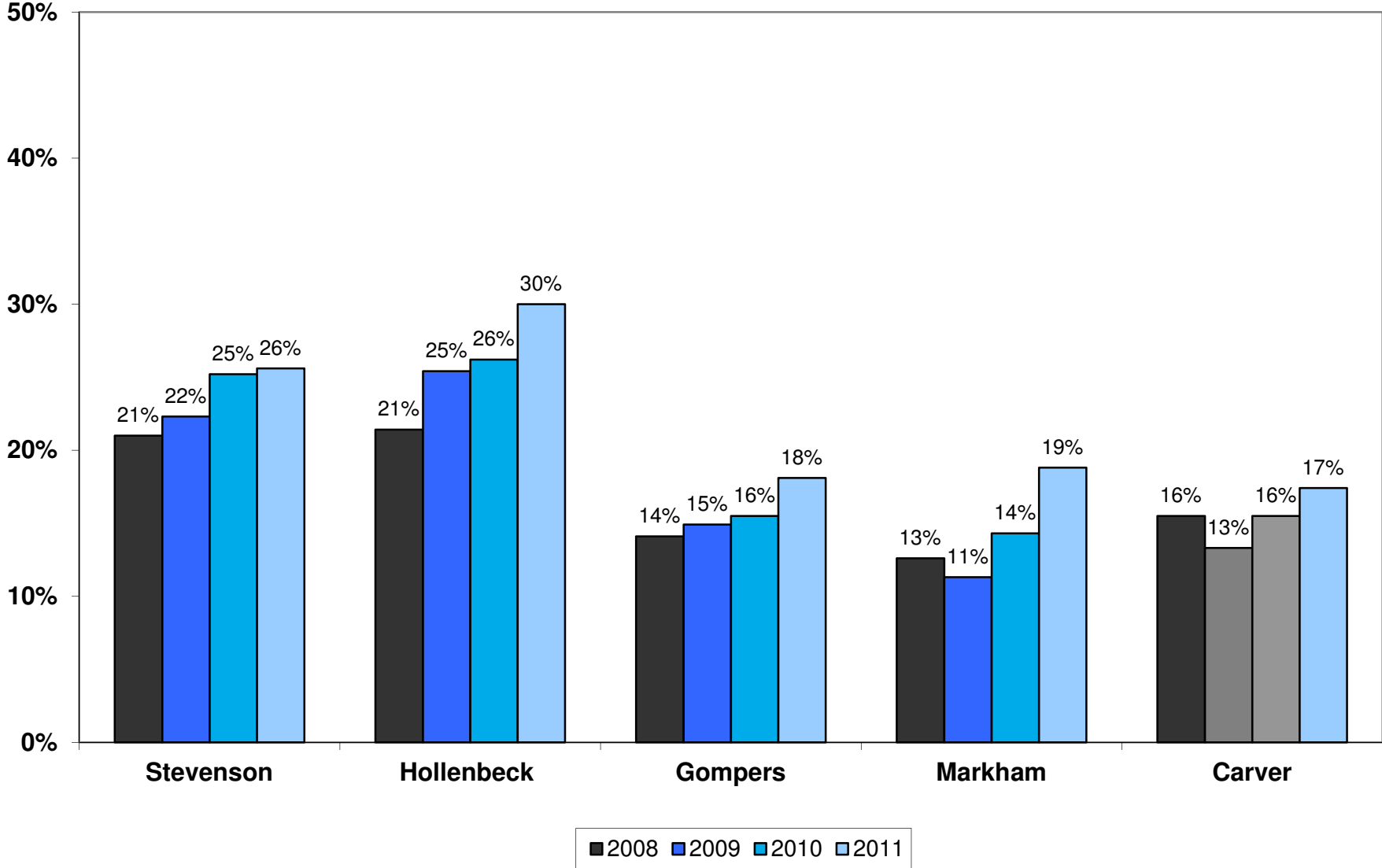
Elementary ELA CST Scores % Proficient or Advanced





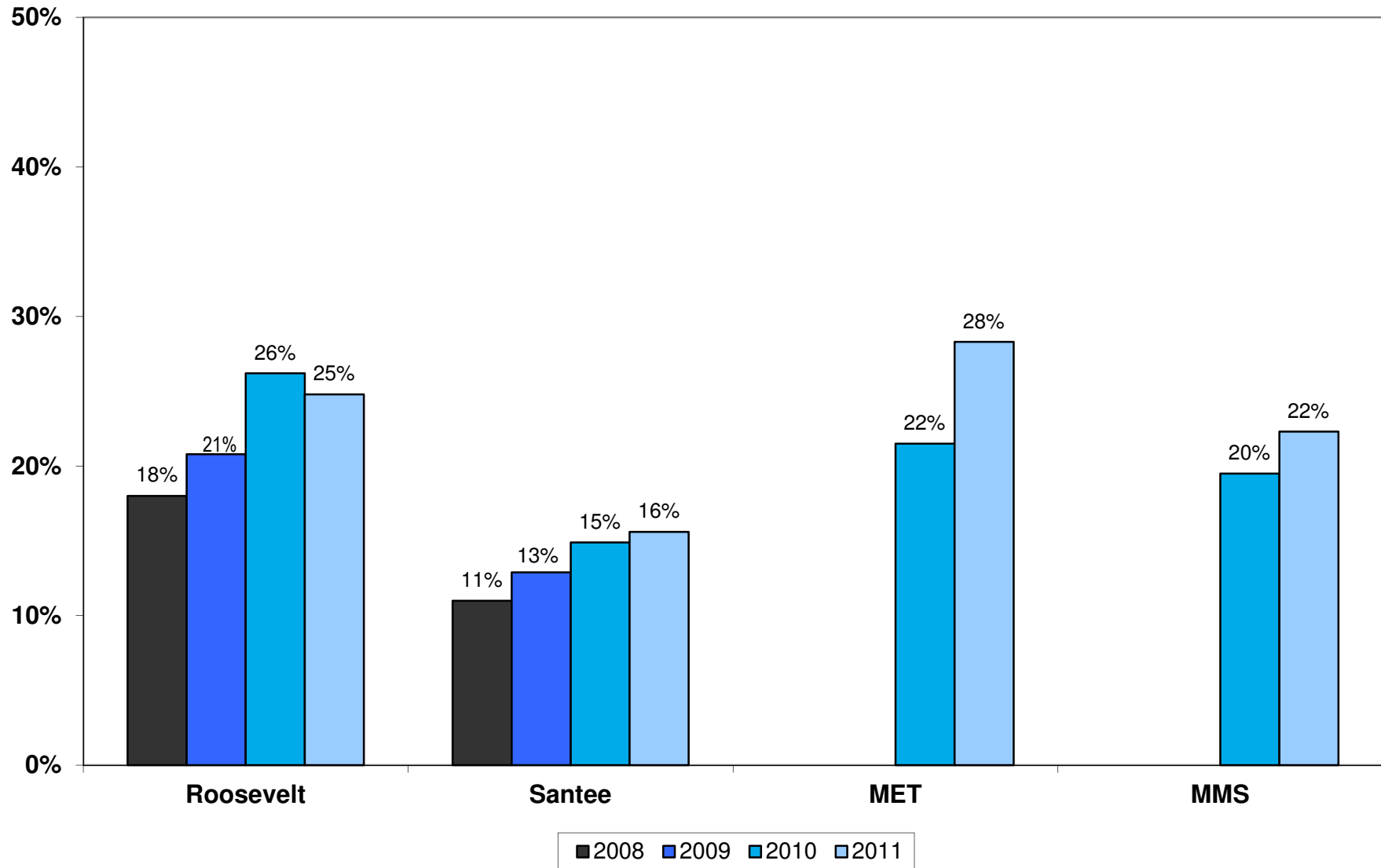
Middle School ELA CST Scores

% Proficient or Advanced





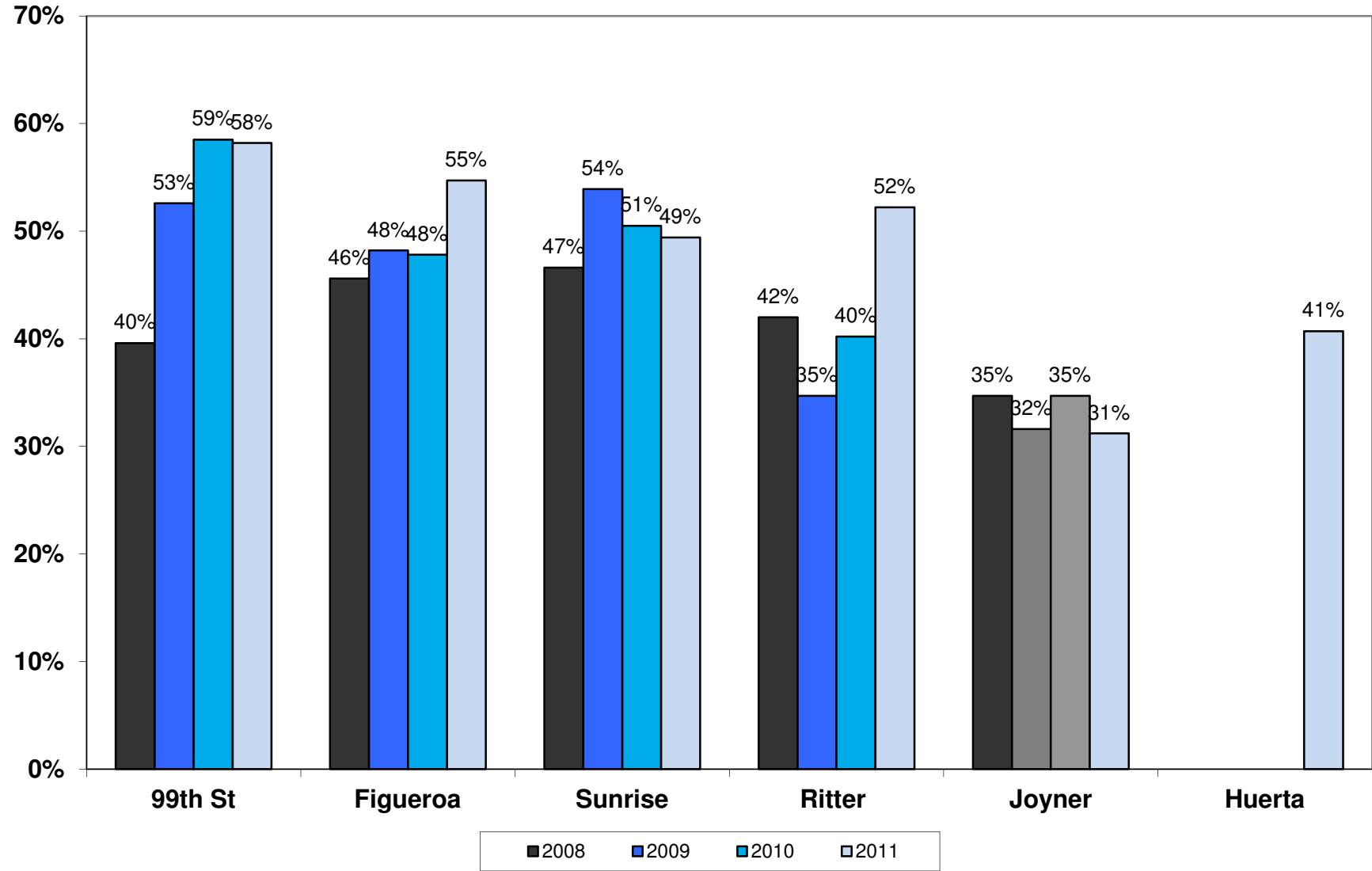
High School ELA CST Scores % Proficient or Advanced





Elementary School Math CST Scores

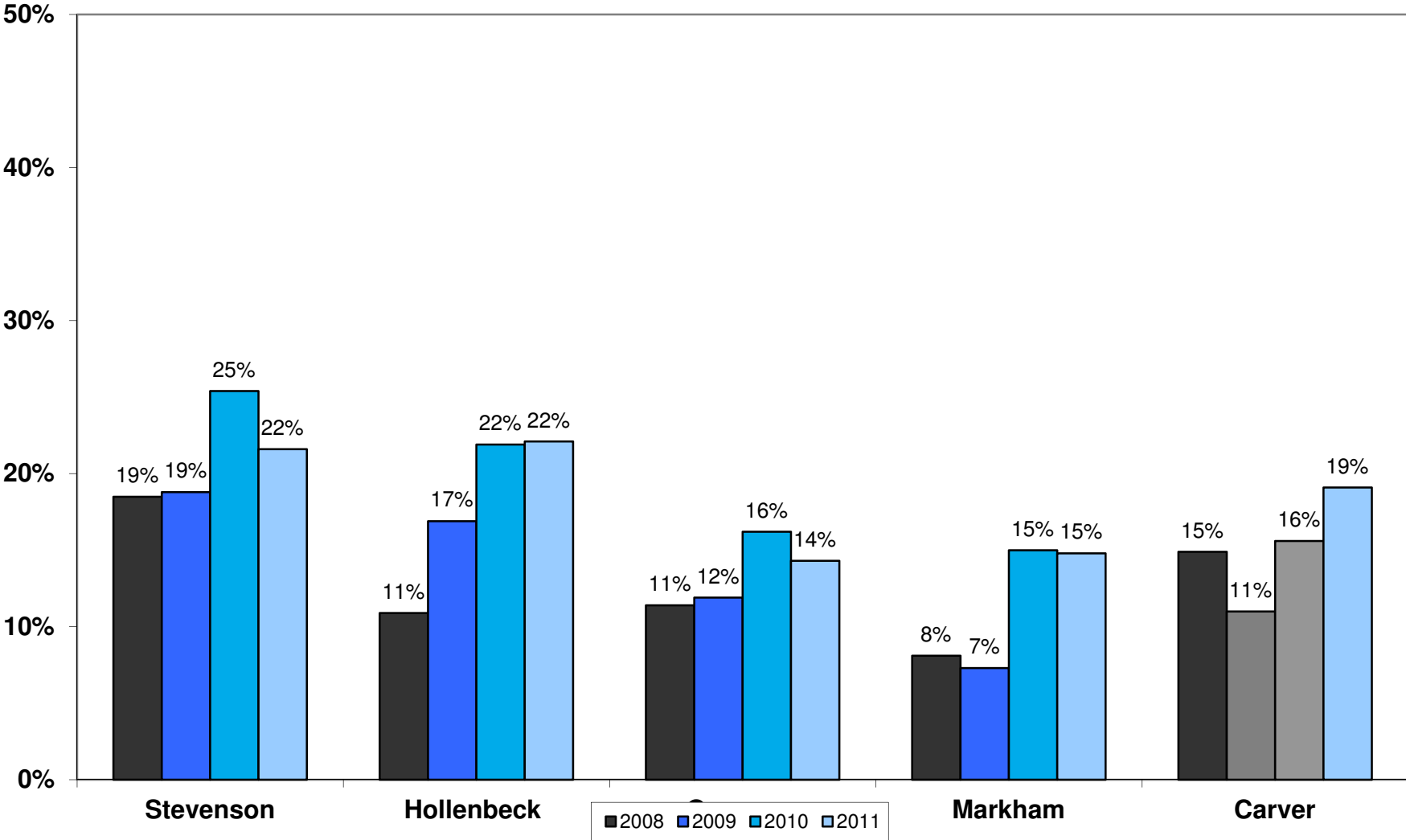
% Proficient or Advanced





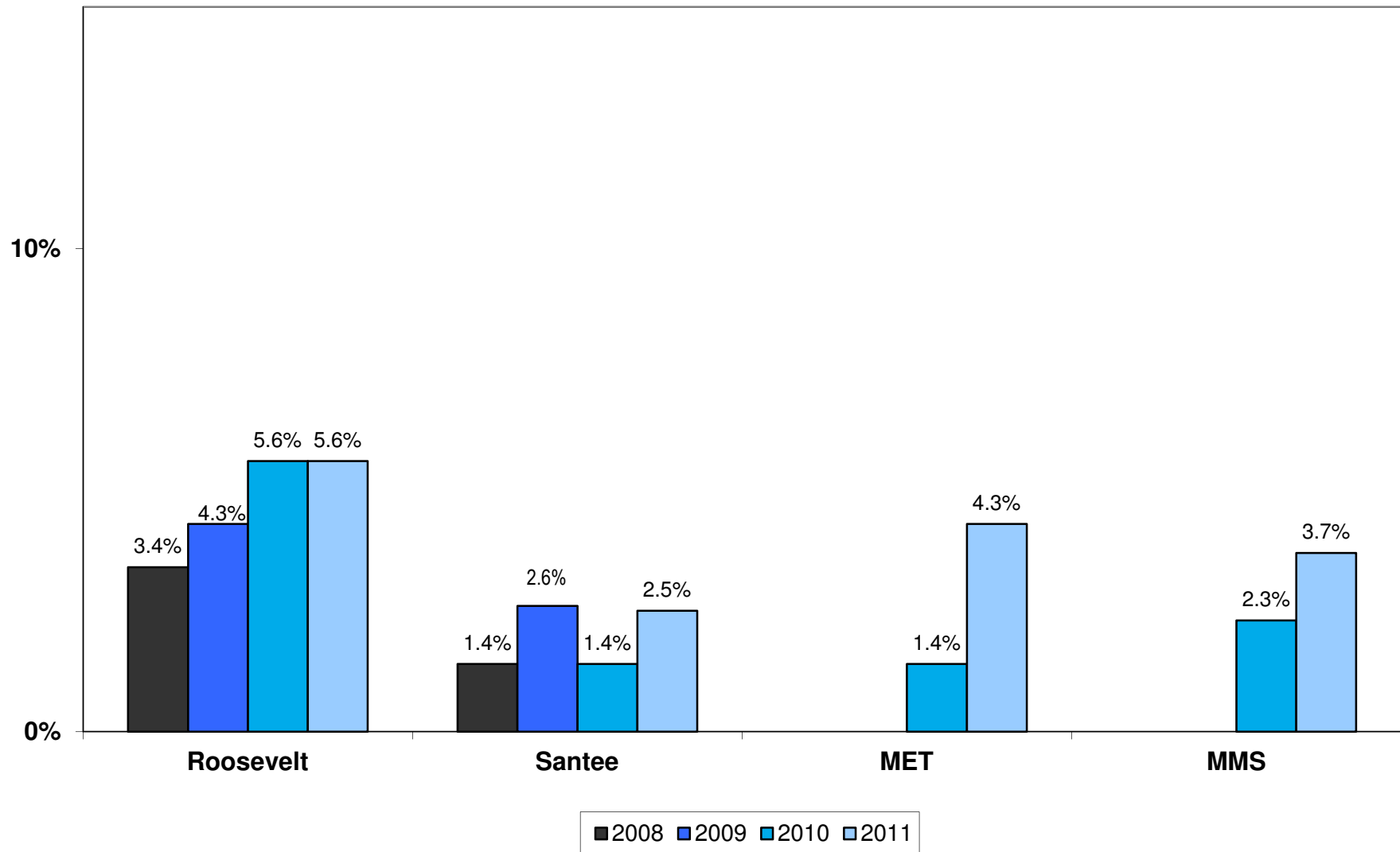
Middle School Math CST Scores

% Proficient or Advanced





High School Math CST Scores % Proficient or Advanced





Data Review: CAHSEE

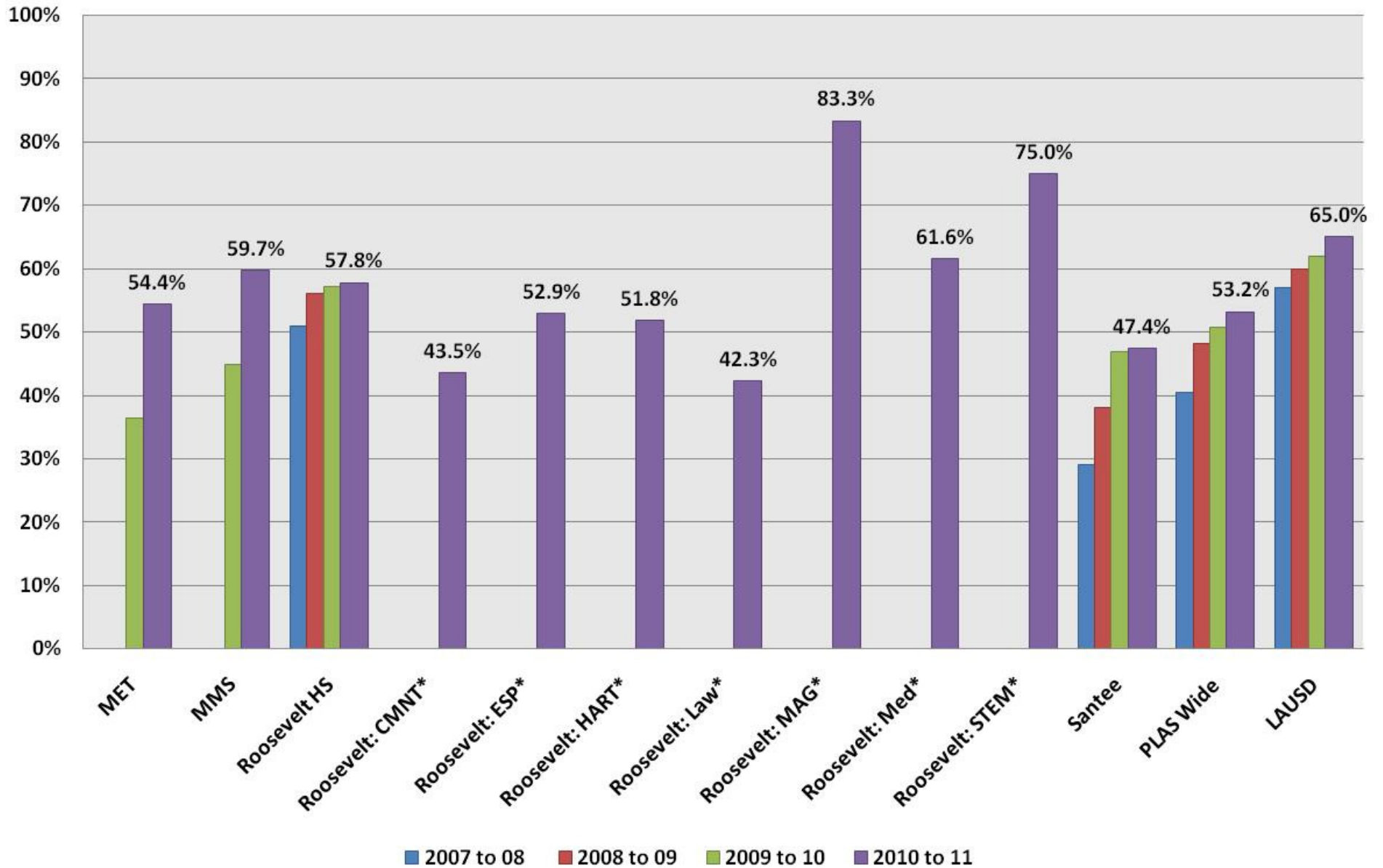


CAHSEE Executive Summary

- 3-Year change in CAHSEE passage is higher than LAUSD
- Large increases at MET & MMS (Ranked #1 and #3 in improvement in all of LAUSD for comprehensive high schools)
- Overall pace of improvement at all Partnership schools slowed as improvement rates decreased at both Santee and Roosevelt

California High School Exit Exam (CAHSEE)

% of Students Passing First Attempt, 2010-2011





Data Review: Attendance



Attendance Executive Summary

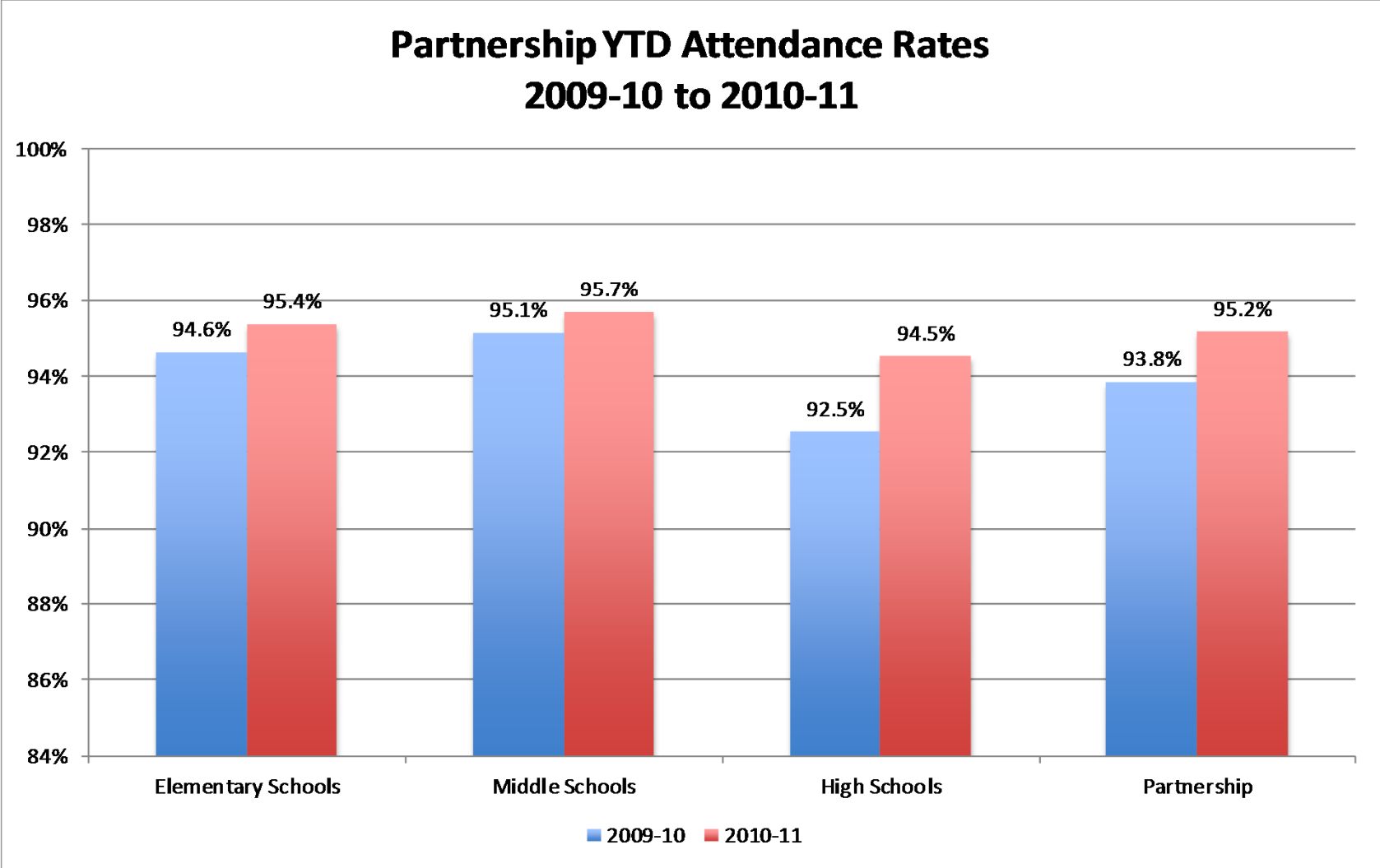
- Compared to last year, overall attendance increased at 75% of Partnership schools.
- Attendance increased by 1.4% to 95.2% across the Partnership network
- Among all Partnership schools:
 - Stevenson MS & Huerta ES had the highest overall attendance (97%)
 - Roosevelt HART had the lowest overall attendance (91%)
 - Jordan will be a challenge (89%)

	Attendance Increased	Attendance Decreased
Elementary	4	1
Middle	3	2
High	8	2
Total 2010-11	15 (75% of schools)	5 (25% of schools)

Note: Huerta not included in analysis of attendance increases/decreases since it opened in 2010-11.



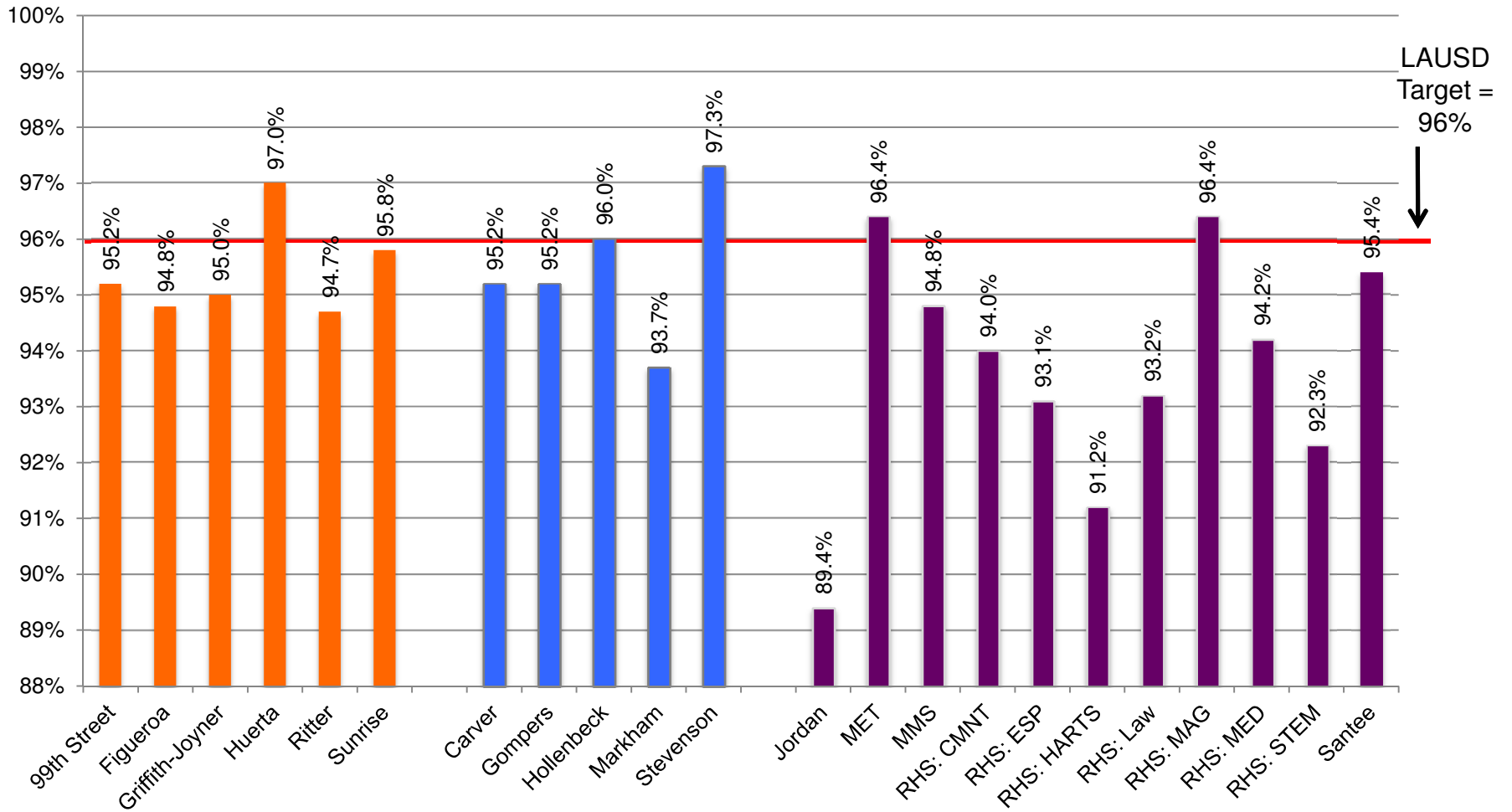
Attendance Increased Across the Partnership



Data Sources: 09-10 and 10-11 data from MyData



Partnership YTD Attendance: End of Year 2010-11





Data Review: Suspensions



Suspensions Executive Summary

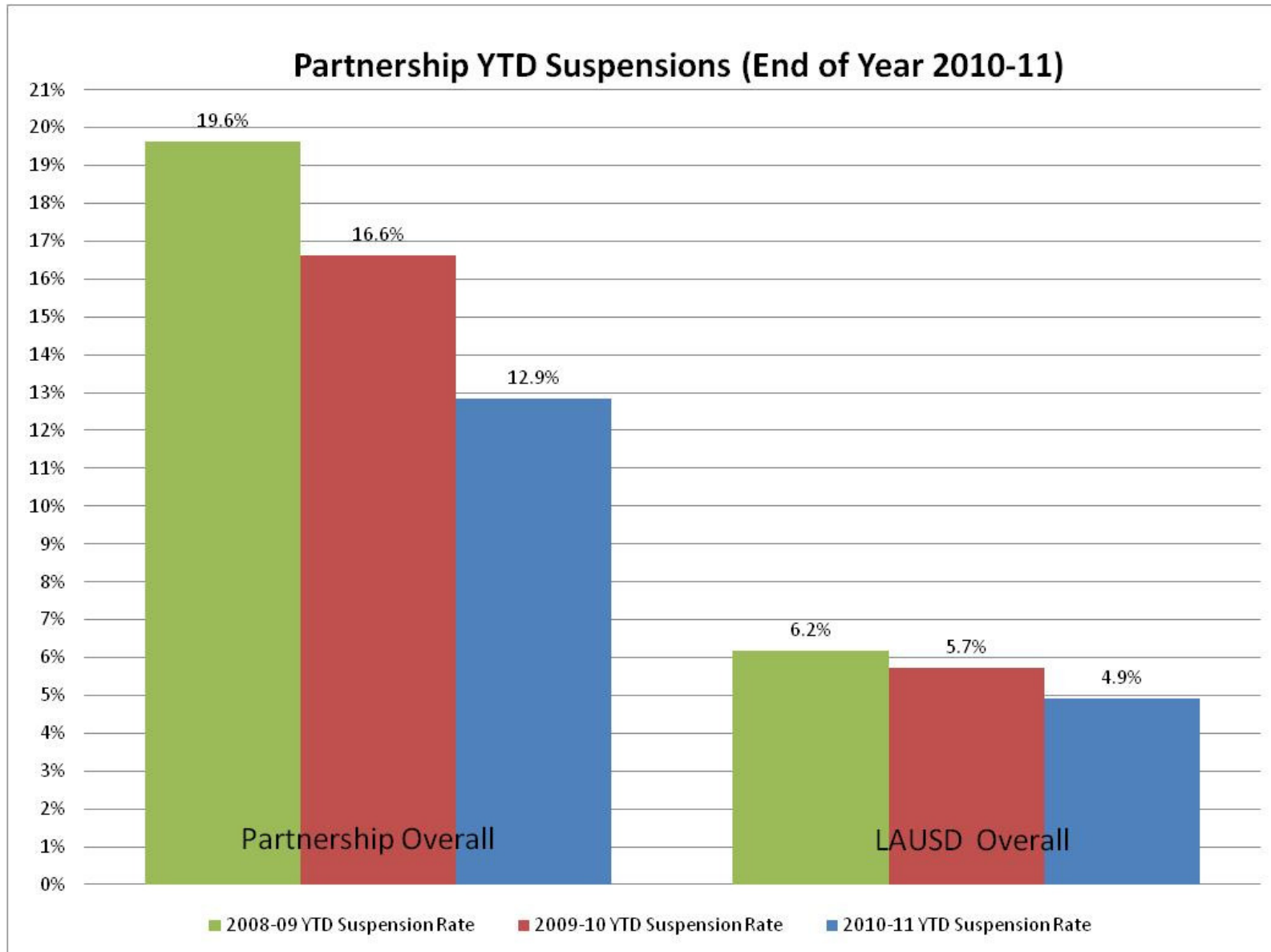
- Overall the Partnership suspension rate dropped 4 percentage-points from 2009-10 to 2010-11, yet our total suspension rates are still higher than LAUSD on average
- In two years the suspension rate dropped 7 percentage-points
- Schools of concern:
 - Griffith-Joyner
 - Roosevelt CMNT
 - Roosevelt Med

	Suspensions Increased	Suspensions Decreased
Elementary	2	3
Middle	1	4
High	6	4
Total 2010-11	9 (45% of schools)	11 (55% of schools)
Total 2009-10	4 (33% of schools)	8 (67% of schools)

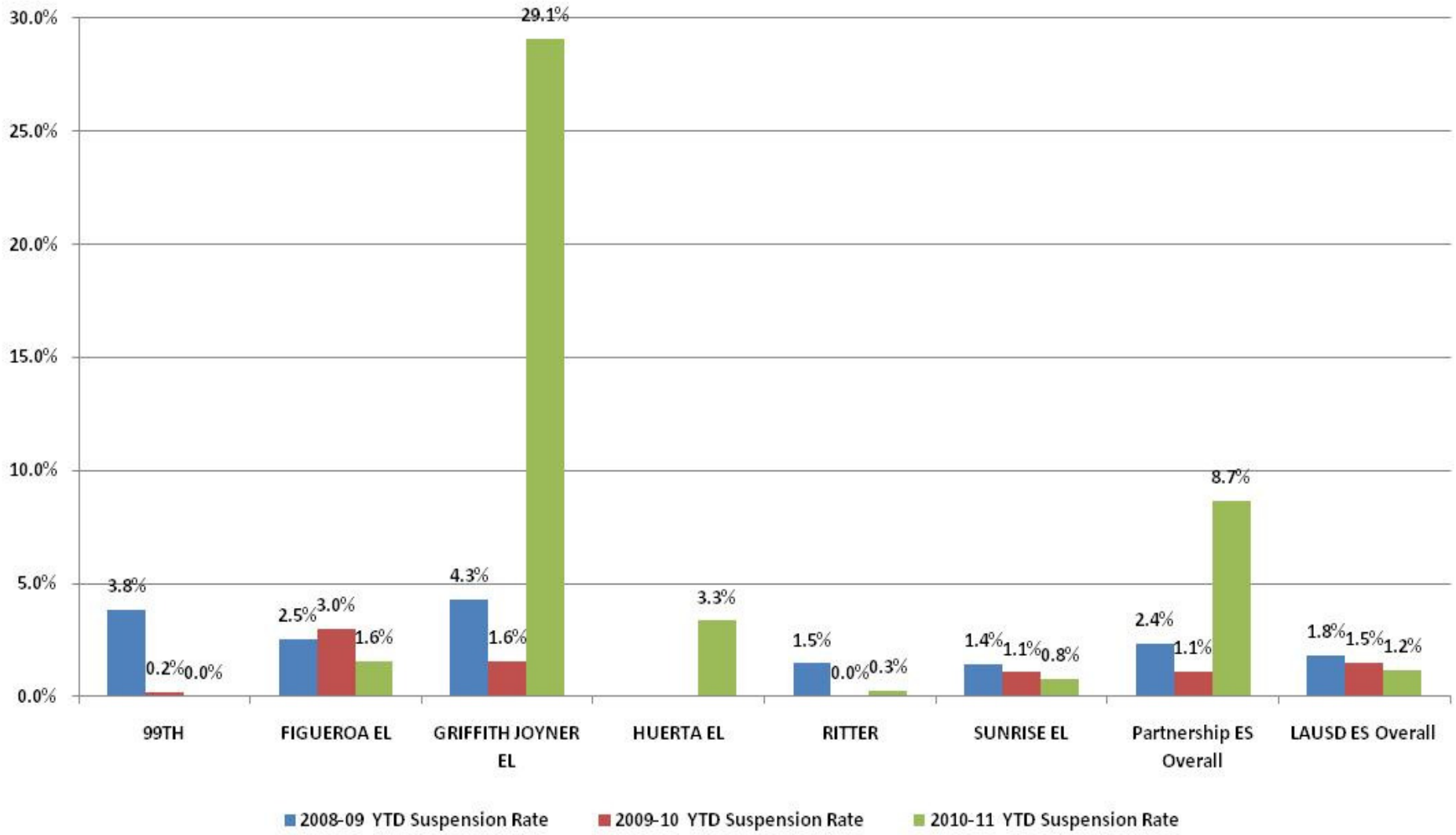
Note 1: Huerta not included in 2010-11 attendance increases/decreases since it opened in 2010-11.

Note 2: Mendez and Roosevelt small schools not included in 2009-10 attendance increases/decreases since they opened in 2009-10.

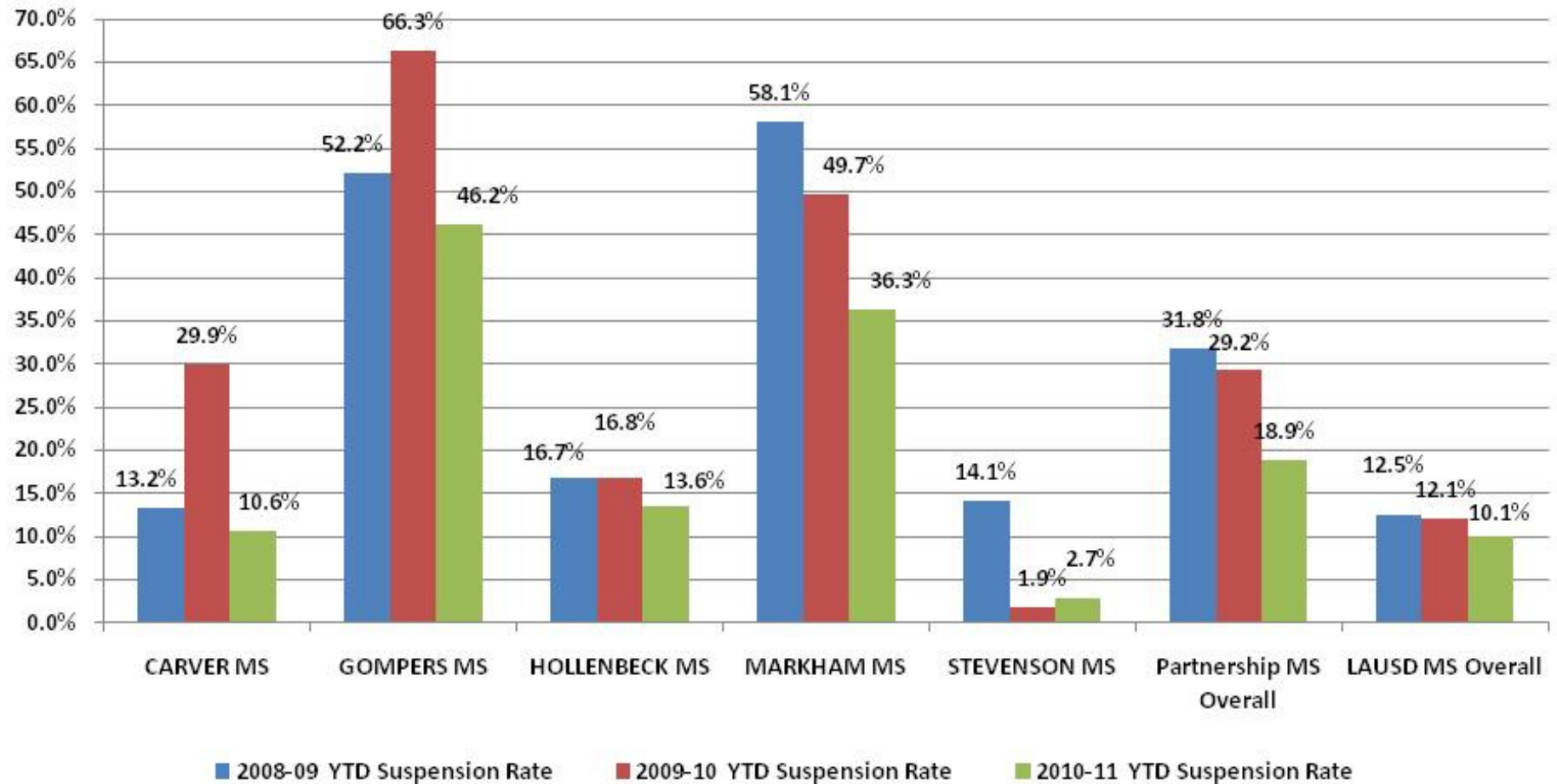
Partnership Suspensions Have Decreased Since 2008-09



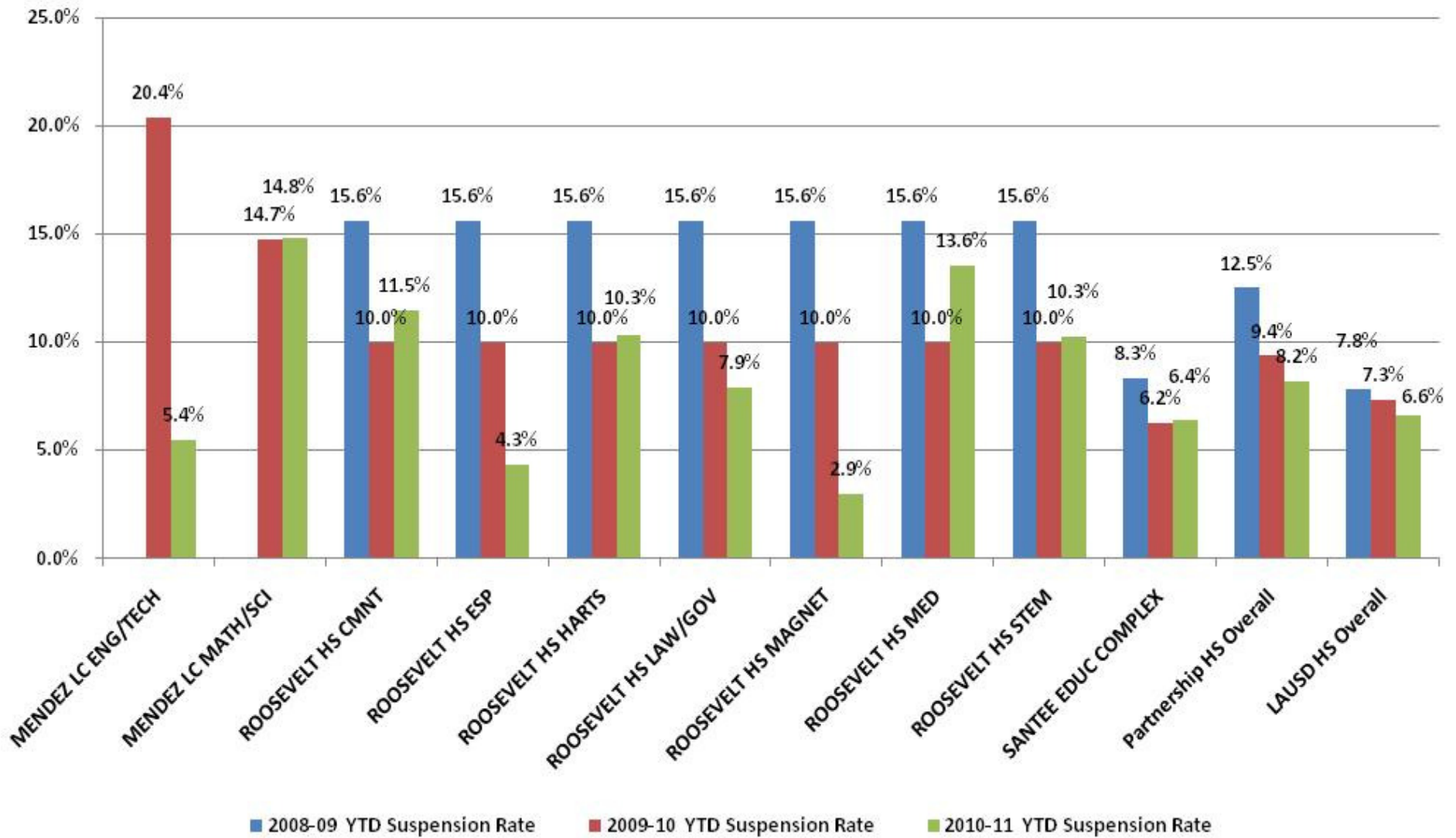
Elementary School YTD Suspensions (End of Year 2010-11)



Middle School YTD Suspensions (End of Year 2010-11)



High School YTD Suspensions (End of Year 2010-11)





Next Steps



High Level Action Steps

- Working closely with principals to develop specific action plans for each school
- Strengthened and expanded Partnership team
- No additional growth in 2011-2012 (*not submitting for Public School Choice 3.0*)
- Analyzing Joyner, Roosevelt, others and middle school math in detail to confirm specific factors driving lower performance
- Reallocation and differentiation of resources to high need schools and programmatic areas
- Plan to present detailed action plan for Partnership network and priority schools in October Board meeting



***Update on growth,
strategic planning,
budget and fundraising***

Board of Directors Meeting

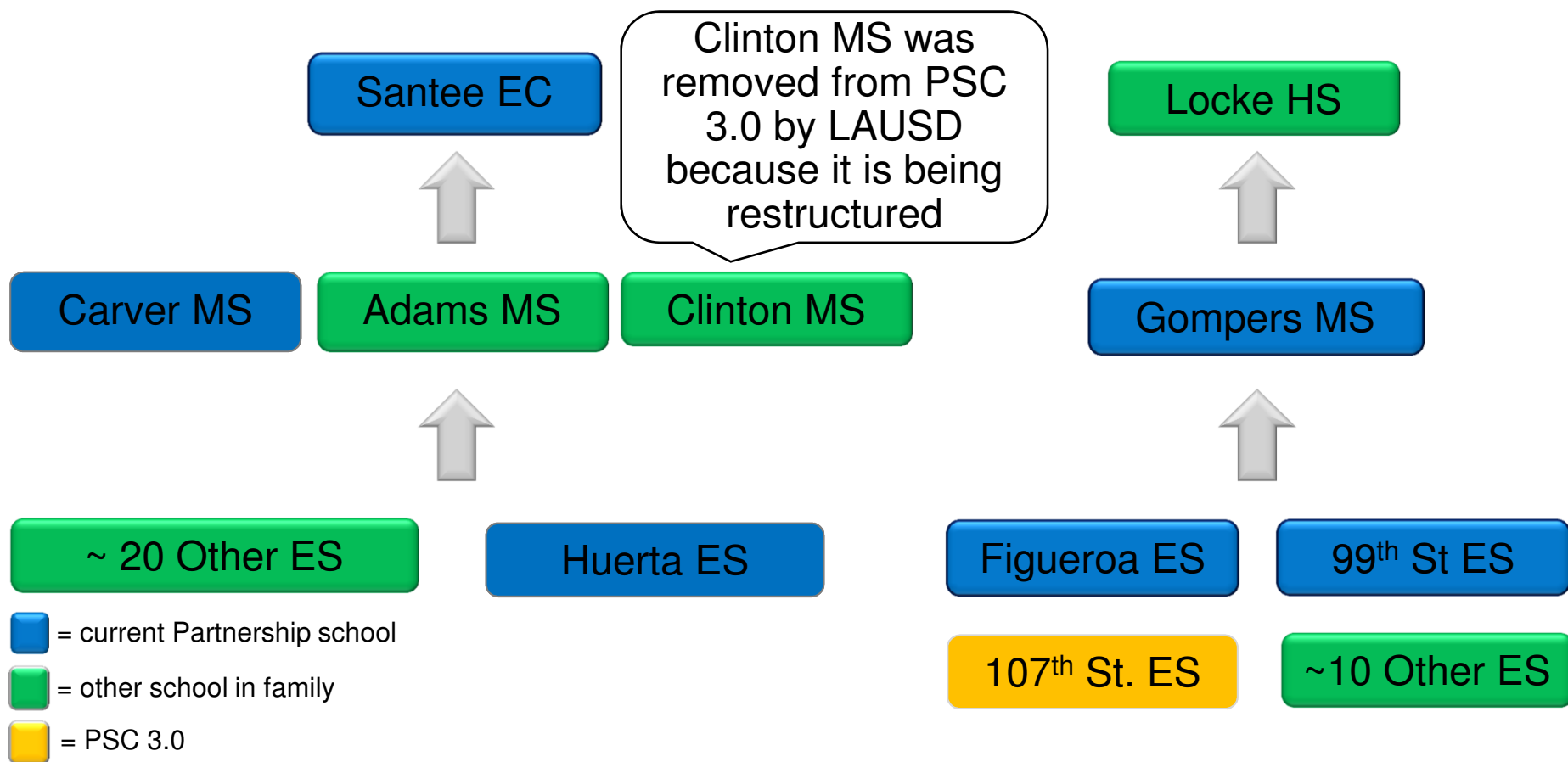
September 6, 2011



In Feb. 2011, the Board Agreed to Submit Letters of Intent for 2 Schools in PSC 3.0

Santee Family

Locke Family





We Outlined Key Risks of Growth to our Board

Potential risks

Insufficient capacity

- Extending our team too thin when we still have significant work in our existing schools
- Concerns from current school employees about our growth

Insufficient resources

- Raising sufficient funds to support the expansion
- Collaboration model at Jordan HS will make the project very cumbersome to implement

High profile project

- Media attention will require Partnership to outperform other school operators
- Partnership has some challenges charters and other school operators do not



Based on These Challenges, We are not Planning on Pursuing Additional Schools

Analysis

Insufficient capacity

- We are expanding in fall 2011 to Jordan HS
- Current school data indicates that we need to focus on our current schools before any more expansion

Insufficient resources

- We need to focus all fundraising efforts at accelerating our current schools

High profile project

- We need to ensure that we have strong data to support future endeavors

We do not plan to submit for 107th street ES as part of Public School Choice 3.0

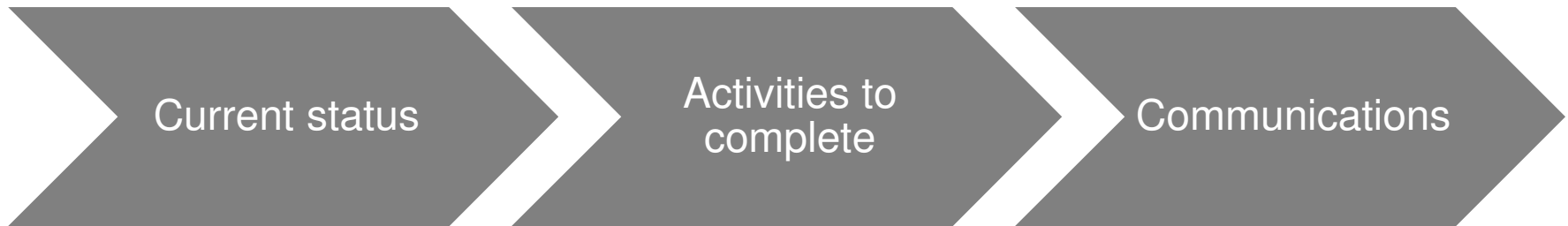


2011-12 Strategic Planning Update

- The Partnership team and our school sites are actively continuing our strategic planning process
- We have extended the planning timeframe by approximately one month in order to better connect our strategies with our school sites and incorporate insights from analyzing performance results on State tests
- We anticipate completing the planning process in mid September and will present the plan to our Board in early October
- We also would like the Board to approve a revised 2011-12 budget at the October Board meeting. We originally estimated we would revise our budget in September but we recommend approving our plan and budget simultaneously.



Strategic Planning Status and Next Steps



May – August 2011

- Completed analysis of Partnership’s overall strategy
- Completed initial prioritization of our strategic “levers”
- Completed focus groups with key stakeholders
- Performed data analysis to inform goal setting

August – September 2011

- Complete a scoping of Partnership-wide strategies to pursue
- Complete individual school-level plans around how each school will accelerate performance
- Complete target setting for each school and the overall network

September – October 2011

- Develop Board approval
- Develop school communications document



Fundraising Projections for 2011-12 (1/3)

- As discussed at the last board meeting, our minimum fundraising goal is \$1.1M to meet our SY11-12 budget needs

- New Funding Secured to Date for SY11-12: \$687,500
 - \$800K/two years, unrestricted funds. **\$400K** in SY11-12 – to be announced in near future.
 - **\$150K**/one year, Target, provides every 9th grader two college & career field trips.
 - \$100K/two years, United Way, for Parent College. **\$50K** in SY11-12.
 - **\$50K**/one year, Target, PD for elementary teachers to implement CA Treasures.
 - \$50K/two years, Michael & Susan Dell Foundation, unrestricted funds, part of a larger \$500K grant to hire a coordinator for the Jordan HS transformation. **\$25K** in SY11-12. Also lowered overall need for Jordan project.
 - **\$12.5K**/one year, California Community Foundation, Parent & Community Engagement.

- Approximately **\$525k** of the above commitments can be allocated to expenses in our budget approved in June



Fundraising Projections for 2011-12 (2/3)

- **Current Proposals Submitted: \$450K (for SY11-12)**
 - \$200K/two years, Bank of America, unrestricted. **\$100K** in SY11-12.
 - **\$100K**/one year, JP Morgan Chase, Partnership Teacher Development Pioneer Program in Boyle Heights.
 - **\$250K**/one year, W.M. Keck Foundation, Jordan HS transformation.

- **Additional Support Directly to Schools: \$42,000**
 - \$25K, Beverly Center, for school uniforms at RHS, secured by Mayor's office through Fashion Night Out.
 - \$10K, Wells Fargo, for new computers at the RHS animation lab, secured by Melanie Lundquist.
 - \$7,000, LA Chamber of Commerce, for Santee band uniforms, secured by Melanie Lundquist as a match to her \$7,000 gift.

- **Several Proposals in Process**



Fundraising Projections for 2011-12 (3/3)

- Fundraising Strategy for SY11-12
 - Close outstanding grants/proposals (referenced on previous page)
 - Secure re-grants from individuals, foundations and corporations who have supported us in the past
 - There are 7 accounts that are potential re-grants.
 - Approach new foundations, corporations
 - We have identified 10+ foundations we are approaching or will approach this year.
 - Approach new individuals
 - We are working with a new consultant to help us develop and execute on an aggressive individual campaign strategy.
 - We've identified 35+ individuals who we will approach over the next 6 months.
 - Host several fundraising events, combination of intimate dinners, low dollar, low cost events to build a base of donors, and potentially a larger event
 - Launch an on-line donation campaign



Partnership for
Los Angeles Schools

Approve Partnership MOU strategy

Board of Directors Meeting

September 6, 2011



Current MOU Status of the Partnership Schools

Under initial MOU <i>Expires June 2013</i>	Under Public School Choice <i>Implied expiration of June 2015</i>	No formal MOU
<ol style="list-style-type: none">1. 99th Street ES2. Figueroa Street ES3. Ritter ES4. Sunrise ES5. Markham MS6. Gompers MS7. Stevenson MS8. Hollenbeck MS9. Roosevelt HS10. Santee Education Complex	<ol style="list-style-type: none">1. Carver MS2. Huerta ES3. Joyner ES	<ol style="list-style-type: none">1. Mendez Math Science <i>(assume a part of original MOU)</i>2. Mendez Engineering and Technology <i>(assume a part of original MOU)</i>3. Jordan HS (currently using a facilities agreement through August 2011)



We Have Short-Term and Long-Term MOU Goals and Next Steps

Short-term

- Secure a facilities agreement and extension of our MOU to Jordan HS through June 30, 2012 (with option to extend if necessary)

Long-term

- Negotiate a revised MOU structure with LAUSD
 - Both parties would like to see changes to the current Partnership MOU
- Sign long-term revised MOU for Jordan with LAUSD (goal to sign by June 30, 2012)
 - Would allow Partnership to operate for 5 years at each school
- Formalize MOU for our Public School Choice schools and both Mendez schools
- Begin discussions of extending MOU to the original Partnership schools (likely not signed until the 2012-2013 school year)



Request from the Board

- Sign a facilities agreement and extension of our MOU to Jordan HS for the 2011-12 school year